



ACADEMIC BANK OF CREDITS

Ministry of Education, Government of India



Student Registration and Credit Transfer under ABC

User Manual



Contents

Contents

Contents	2
Overview	3
Features of ABC Platform	3
Workflow	4
1. Registration.....	4
2. Student Dashboard	6
3. Student Credit Flow	8
4. Institution Credit Flow.....	12
5. Search Credit Records.....	14

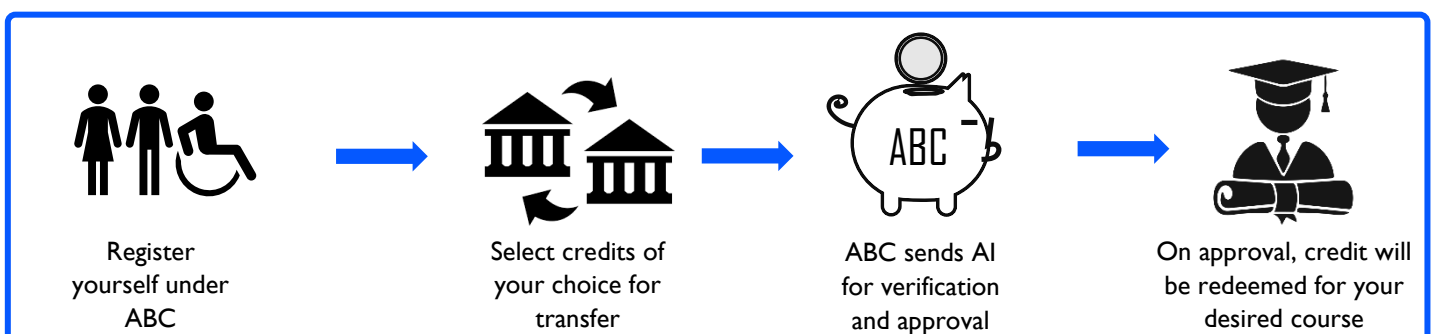
Overview

Government of India, Under National Education Policy-2020, intends to enable students across the nation with the “Academic Bank of Credits” (ABC) system for fulfilling their thirst for knowledge by providing academic flexibility to pick and modify their educational paths, link diverse disciplines, and; assist them in acquiring the proper foundations and building blocks for their ambitions.

The “Academic Bank of Credits” (ABC) is an educational digital platform created to facilitate students’ seamless mobility between or within degree-granting Higher Education Institutions (HEIs) through a formal system of credit recognition, credit accumulation, credit transfers, and credit redemption in order to promote distributed and flexible teaching and learning. The ABC platform will provide students with the opportunity to register for a unique ABC ID, an interactive dashboard to see their credit accumulation, and options to begin a choice-based credit transfer mechanism. In addition, the student self-registration module will enable accurate identification of candidates who want to check and transfer their credits depending on their needs.

The ABC platform allows for the development of numerous roles, such as creation of student and academic accounts, to arrange credit accumulation and exchange at various levels. The main objective of this documentation is to provide students and academic institutions with step-by-step instructions and to acquaint them with the registration procedure and all the functions of ABC application.

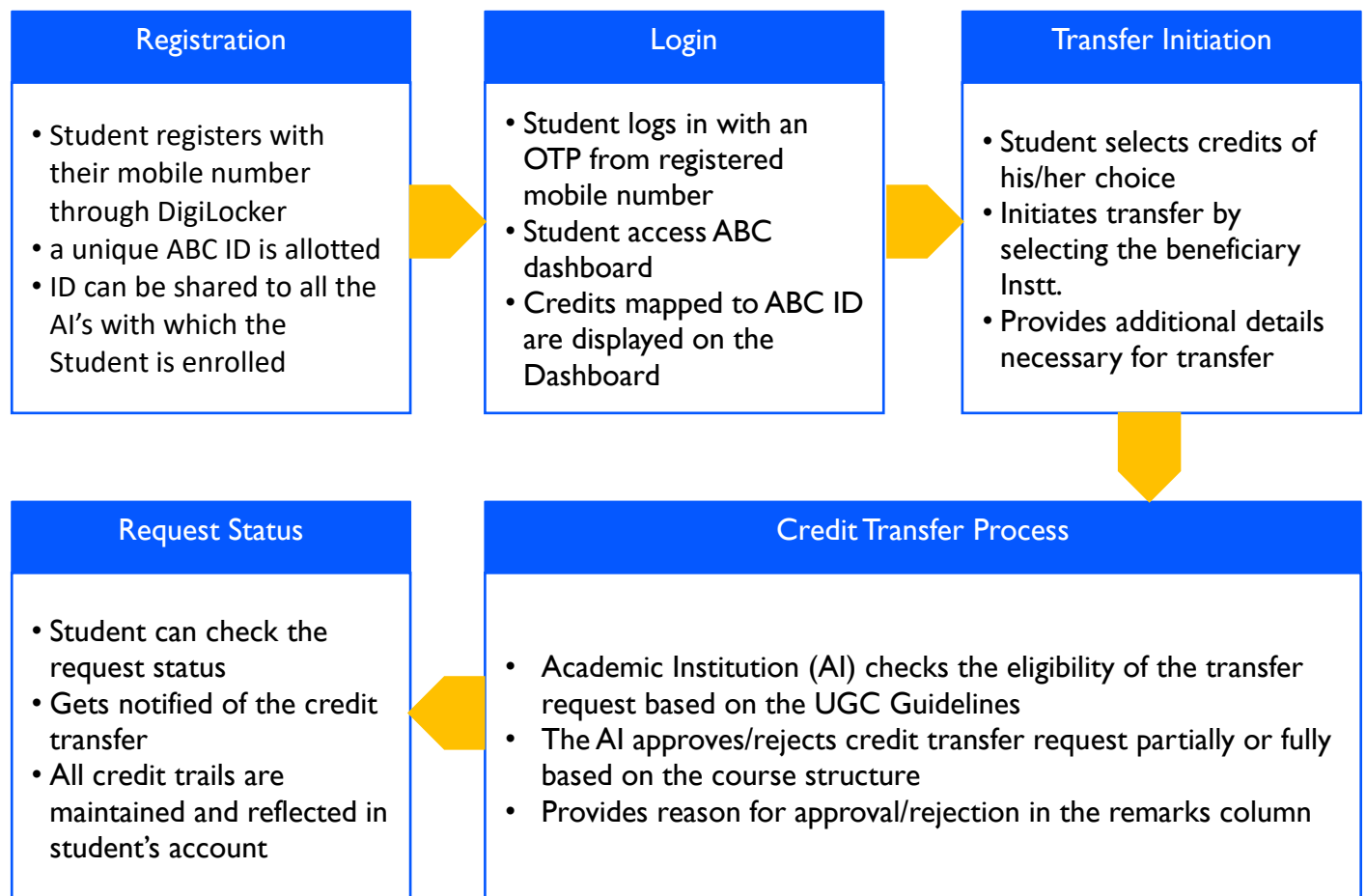
Features of ABC Platform



The following features will be available for the students in the ABC application:

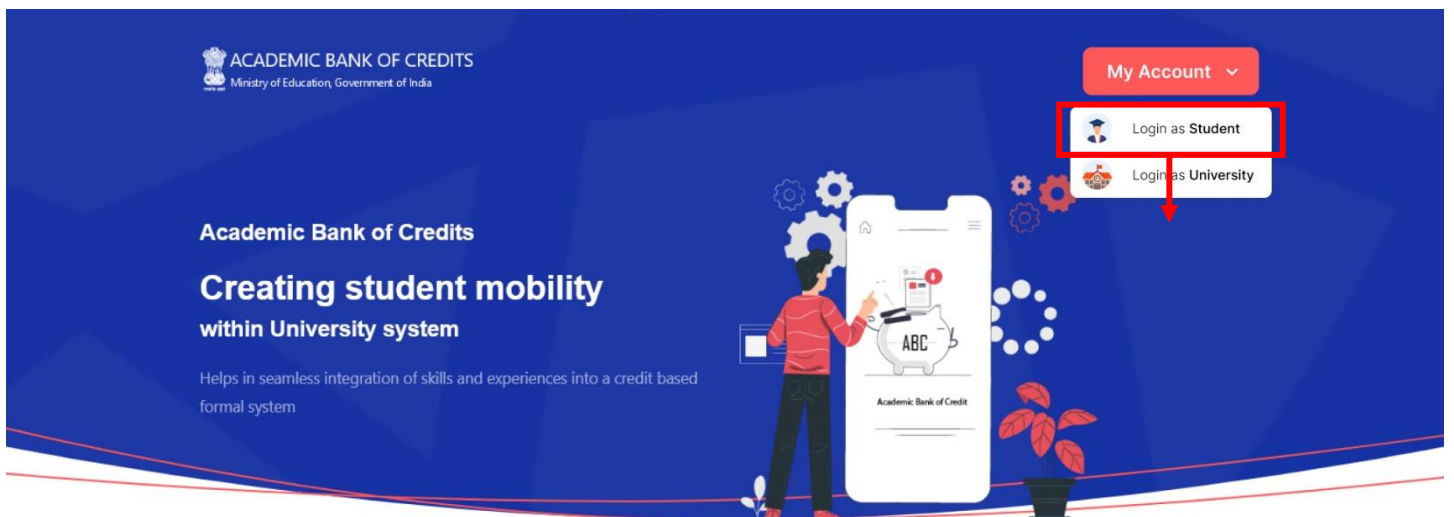
- Registration for a unique ABC ID (which can be shared between Academic Institutions for any course)
- Viewing of total credit accumulated under one window
- Selection of multiple credits of convenience for transfer or redemption
- Viewing of the Transfer request status
- Reinitiating credit transfer at their conveyance.

Workflow



1. Registration

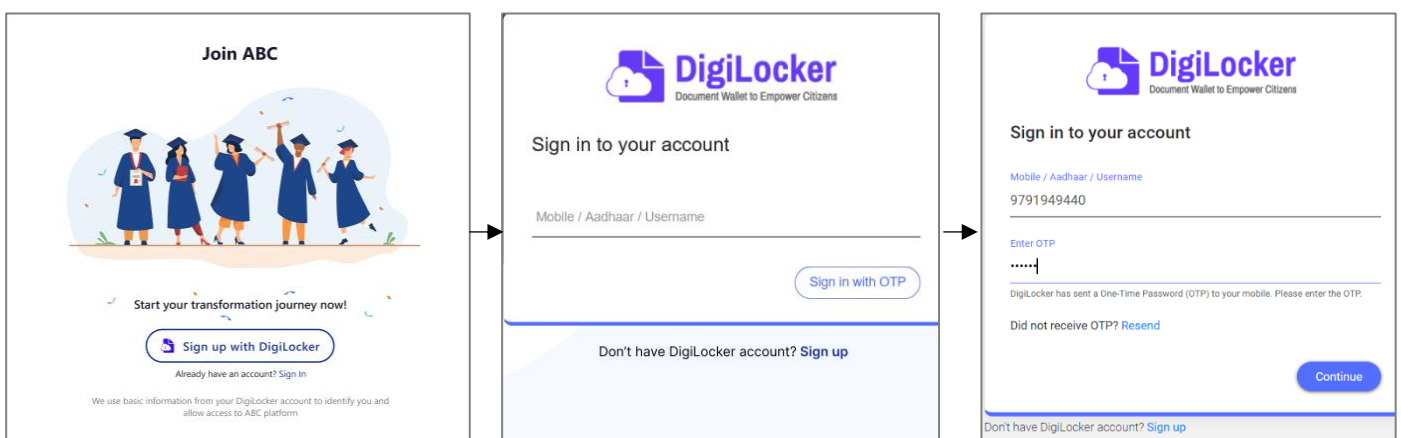
- Students can register by logging in at www.abc.digilocker.gov.in

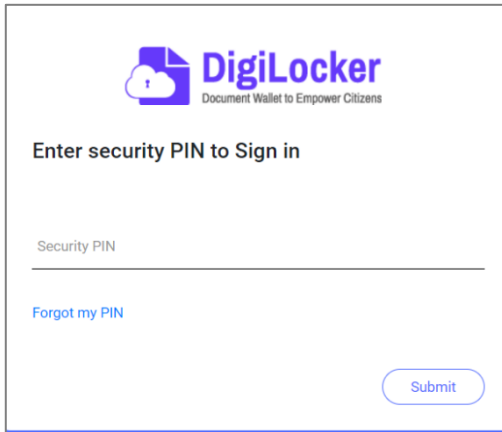


How it works



- Click on My Account → Login as Student
- Click on “Sign up with DigiLocker” → Enter valid mobile number → An OTP is sent at the phone number via SMS → Enter the OTP and click on “Continue” button → Enter Security PIN set created during Sign Up and click “Submit” Button





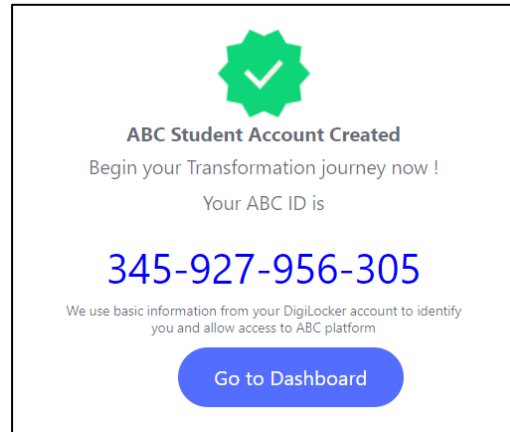
DigiLocker
Document Wallet to Empower Citizens

Enter security PIN to Sign in

Security PIN

[Forgot my PIN](#)

[Submit](#)



ABC Student Account Created
Begin your Transformation journey now !

Your ABC ID is

345-927-956-305

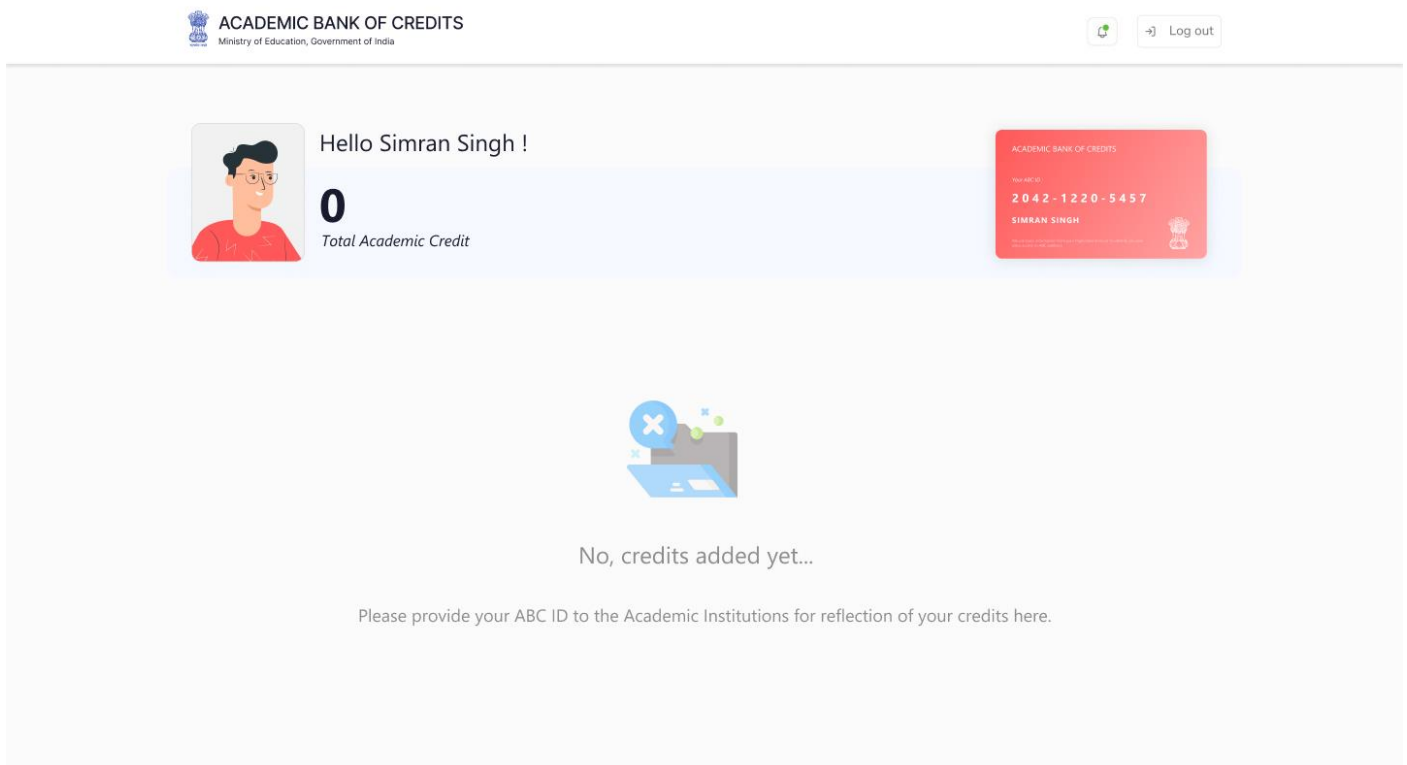
We use basic information from your DigiLocker account to identify you and allow access to ABC platform

[Go to Dashboard](#)

- You will be prompted with ABC student account creation window

2. Student Dashboard

- Click on the “Go to Dashboard” button → ABC will try to fetch any ABC ID linked Credit data (but for the new user it generally shows a “No, Credits added yet” window.




ACADEMIC BANK OF CREDITS
Ministry of Education, Government of India

[Log out](#)

Hello Simran Singh !

0
Total Academic Credit


ACADEMIC BANK OF CREDITS
ABC ID: 2042-1220-5457
SIMRAN SINGH


No, credits added yet..



Please provide your ABC ID to the Academic Institutions for reflection of your credits here.


- Student must provide this ABC ID to the corresponding academic institutions where they are pursuing/completed their courses from, in order to enable the academic institutions to upload credits against student’s ABC ID on DigiLocker - National Academic Depository.

- Once an academic record along with the credit score is uploaded by the academic institutions, the credit score will be reflected in the student's ABC account automatically as shown in the following window.



ACADEMIC BANK OF CREDITS
Ministry of Education, Government of India



Hello Simran Singh !

178 Total Academic Credit

Transfer Credits




ACADEMIC BANK OF CREDITS

Your ABC ID:

2 0 4 2 - 1 2 2 0 - 5 4 5 7


SIMRAN SINGH

Credit Accumulation


Academic Institution	Batch	Course	Credit	
 University of Delhi	2015-2019	BBA	94	⌵
 IGNOU	2018-2022	MBA	94	⌵
 IIT Delhi	2018-2022	MBA	94	⌵

Credit History view all


Date	Academic Institution	Credit
13/04/2020	University of Delhi	08
04/01/2019	University of Delhi	12
20/06/2018	IGNOU	36
25/05/2017	IGNOU	08
11/05/2016	IIT Delhi	04
06/08/2015	IIT Delhi	24

- Detailed Subject wise credit distribution can be viewed by pressing the expand button of the “Credit Accumulation” window 

← Credit Accumulation for University of Delhi



94
Total Academic Credit for University of Delhi



Subject Credit Distribution

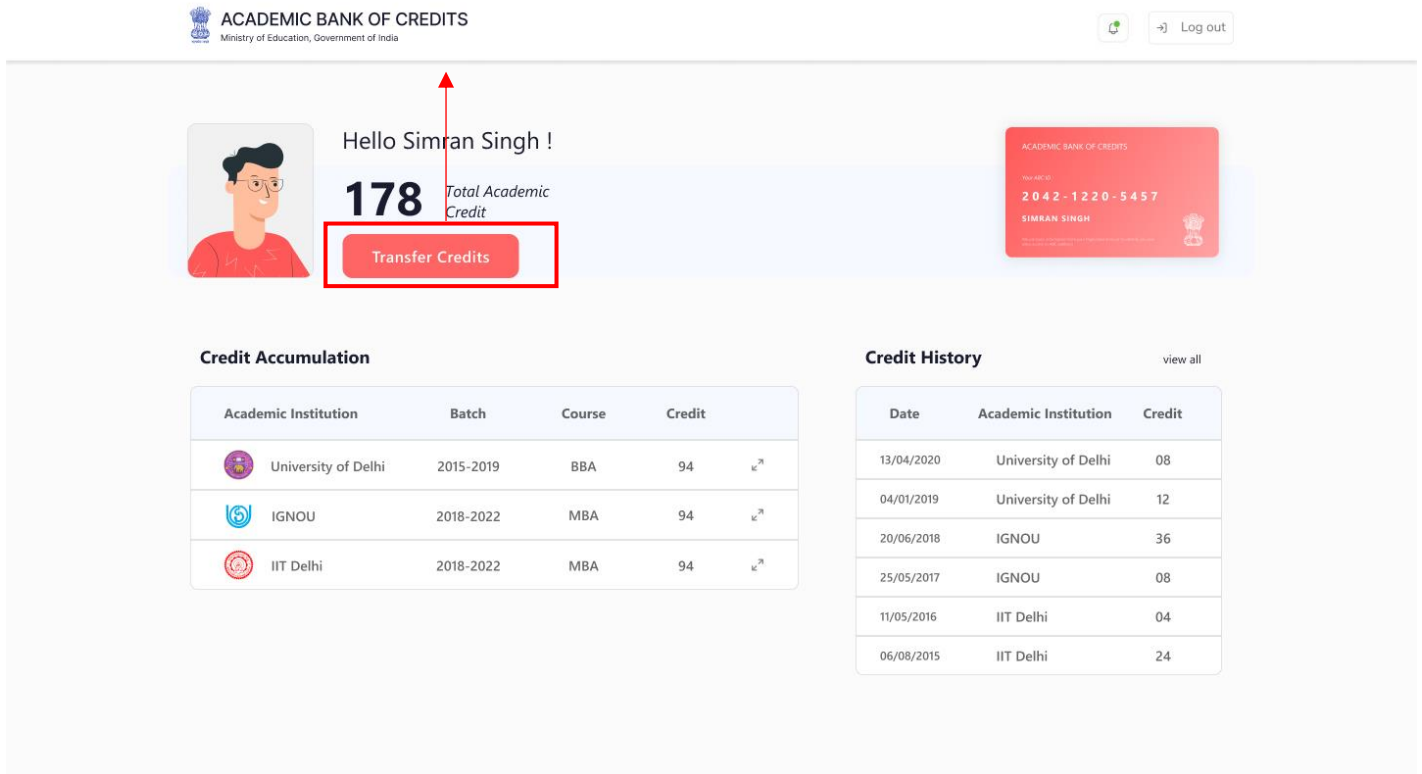
Subject	Course	Subject Code	Year	Credit
Advance Physics	BBA	PH1L001	2015	06
Introduction to Programing and Data Structures	BBA	CS1P001	2015	04
Engineering Drawing and Graphics	BBA	CE1P001	2015	06
Mathematics – I	MBA	MA1L001	2015	08
Introduction to Programing and Data Structures	MBA	013PHY10	2015	06
Introduction to Programing and Data Structures	MBA	013PHY10	2015	06

Credit History

Date	Credit
13/04/2020	08
04/01/2019	12
20/06/2018	36
25/05/2017	08
11/05/2016	04
06/08/2015	24

3. Student Credit Flow

- Students can initiate credit transfer process from their dashboard.
- Click on “Transfer Credits” button appearing on the home screen



ACADEMIC BANK OF CREDITS
Ministry of Education, Government of India

Log out

Hello Simran Singh !

178 Total Academic Credit

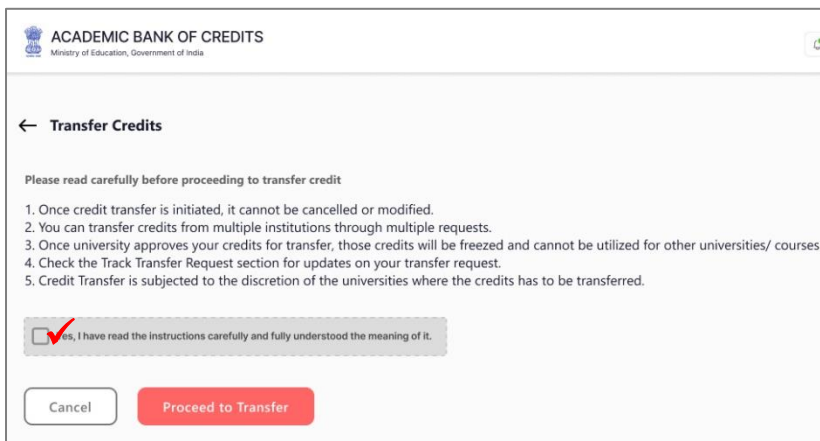
Transfer Credits

Credit Accumulation

Academic Institution	Batch	Course	Credit
University of Delhi	2015-2019	BBA	94
IGNOU	2018-2022	MBA	94
IIT Delhi	2018-2022	MBA	94

Credit History [view all](#)

Date	Academic Institution	Credit
13/04/2020	University of Delhi	08
04/01/2019	University of Delhi	12
20/06/2018	IGNOU	36
25/05/2017	IGNOU	08
11/05/2016	IIT Delhi	04
06/08/2015	IIT Delhi	24



ACADEMIC BANK OF CREDITS
Ministry of Education, Government of India

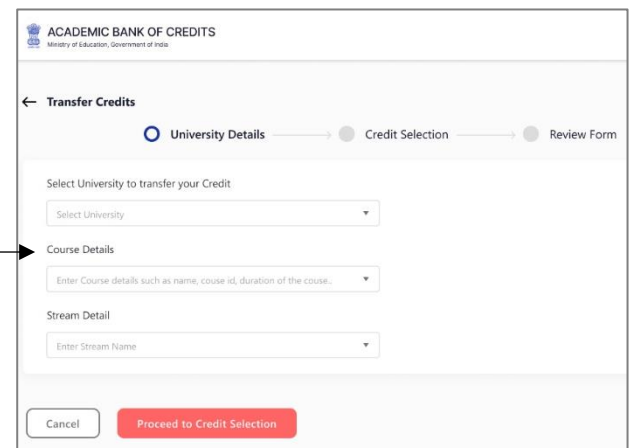
← **Transfer Credits**

Please read carefully before proceeding to transfer credit

1. Once credit transfer is initiated, it cannot be cancelled or modified.
2. You can transfer credits from multiple institutions through multiple requests.
3. Once university approves your credits for transfer, those credits will be freed and cannot be utilized for other universities/ courses.
4. Check the Track Transfer Request section for updates on your transfer request.
5. Credit Transfer is subjected to the discretion of the universities where the credits has to be transferred.

Yes, I have read the instructions carefully and fully understood the meaning of it.

Cancel Proceed to Transfer



ACADEMIC BANK OF CREDITS
Ministry of Education, Government of India

← **Transfer Credits**

○ University Details → ● Credit Selection → ● Review Form

Select University to transfer your Credit

Select University

Course Details

Enter Course details such as name, course id, duration of the course.

Stream Detail

Enter Stream Name

Cancel Proceed to Credit Selection

- Click on the checkbox ✓ to provide your consent to the terms and conditions the conditions (please read them carefully) → Proceed to Transfer
- Select “University to transfer your credit”, “Course Details” and “Stream Detail” → Proceed to Credit Selection

← Transfer Credits

● University Details → ○ Credit Selection → ● Review Form

Select the subjects credit you wish to transfer

<input type="checkbox"/>	University	Course	Subject Name	Subject Code	Year	Credit
<input checked="" type="checkbox"/>	Jawaharlal Nehru University	BBA	Advance Physics	PH1L001	2015	06
<input checked="" type="checkbox"/>	Jawaharlal Nehru University	BBA	Introduction to Programing and Data Structures	CS1P001	2015	04
<input checked="" type="checkbox"/>	Jawaharlal Nehru University	BBA	Engineering Drawing and Graphics	CE1P001	2015	06
<input type="checkbox"/>	IGNOU	BSc	Mathematics – I	MA1L001	2015	08
<input type="checkbox"/>	IGNOU	BSc	Introduction to Programing and Data Structures	O13PHY10	2015	06
<input type="checkbox"/>	IGNOU	BSc	Introduction to Programing and Data Structures	O13PHY10	2015	06

Total Credit Selcted : 50

Back

Proceed to Transfer Credit

- Select the subject credits you wish to transfer by clicking on the checkboxes (multiple selection is possible) → Proceed to Transfer Credit

← Transfer Credits

● University Details → ● Credit Selection → ○ Review Form

Student Details

Name : Simran Singh
ABC ID : 01545456445
Date of Birth : 24/02/1998
Gender : Female

Beneficiary Institution

University Name : University of Delhi
Course Name : BBA
Stream Detail : Finance

Credit Details

Total credits requested for transfer : 50

University	Course	Subject Name	Subject Code	Year	Credit
Jawaharlal Nehru University	BBA	Advance Physics	PH1L001	2015	06
Jawaharlal Nehru University	BBA	Introduction to Programing and Data Structures	CS1P001	2015	04
Jawaharlal Nehru University	BBA	Engineering Drawing and Graphics	CE1P001	2015	06

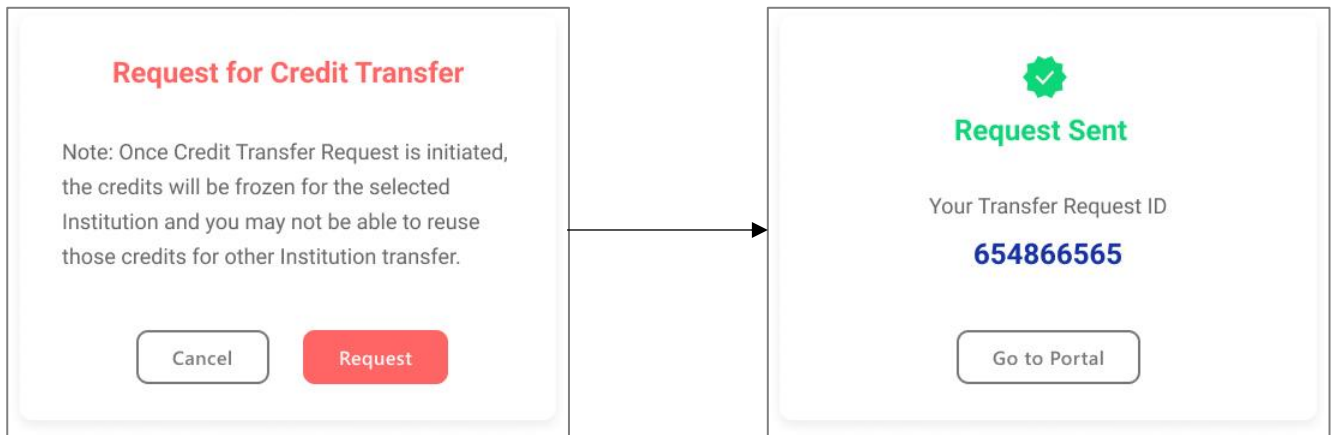
Yes, I agree to all the Terms and Condition.

Back

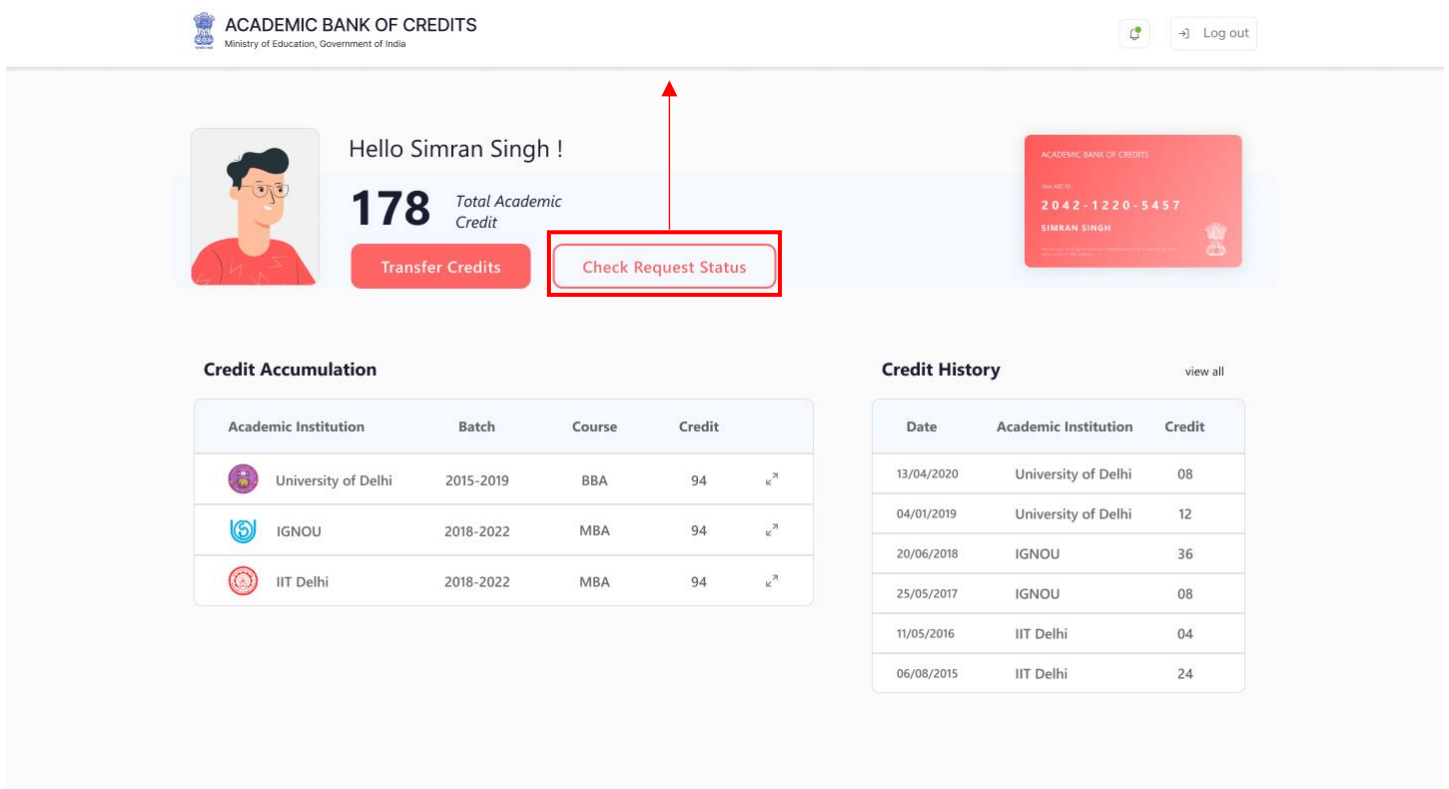
Request for Credit Transfer

- Review the subject credits selected → click on the checkbox to agree the terms and conditions → Proceed for Credit Transfer







- a dialogue box will be prompted (please read it carefully before proceeding) → Click on the Request Tab (The request will be sent with a Transfer Request ID)




- Back on the Home screen, you will now see “Check Request Status” button → click to view the Transfer Request status (until processed, it will show status as “pending”)



The screenshot shows the user's home dashboard. At the top, it says "ACADEMIC BANK OF CREDITS" and "Ministry of Education, Government of India". On the right, there is a "Log out" button. The main content area features a user profile for "Simran Singh" with a "Hello Simran Singh !" greeting and "178 Total Academic Credit". Below this are two buttons: "Transfer Credits" and "Check Request Status" (highlighted with a red box and an arrow). To the right is a red card displaying the user's ID: "2042-1220-5457" and the name "SIMRAN SINGH". Below the profile are two tables: "Credit Accumulation" and "Credit History".

Academic Institution	Batch	Course	Credit
 University of Delhi	2015-2019	BBA	94 
 IGNOU	2018-2022	MBA	94 
 IIT Delhi	2018-2022	MBA	94 

Date	Academic Institution	Credit
13/04/2020	University of Delhi	08
04/01/2019	University of Delhi	12
20/06/2018	IGNOU	36
25/05/2017	IGNOU	08
11/05/2016	IIT Delhi	04
06/08/2015	IIT Delhi	24

- Details can be viewed by pressing the expand  button appearing on the “Transfer Request Status” window

← **Transfer Request Status**

Transfer ID	Date of Request	University Details	Course Applied for	Credits to Transfer	Status	Details
54214560	05-07-21	Jawaharlal Nehru University	BBA (Finance)	124	Pending	
54214560	05-07-21	Jawaharlal Nehru University	BBA (Finance)	124	Approved Credit Transferred (DOA : 15-07-21)	

- Sample windows for the status: Pending, Approved and Rejected (for approval and rejection, your will get the academic institutions' comments/remarks)

Status : Pending

Student Reason for transfer : Change of Programme.

University Comments : Status: Pending

Status : Rejected

Student Reason for transfer : Change of Programme.

University Comments : Credit Incurred not valid for BBA (Finance) programme

← **Transfer Request ID #54214560**

Status : Approved

Transfer Request Details

University Name : University of Delhi

Course Name : BBA

Stream Detail : Finance

Date of Application : 20/05/2021

Date of Acceptance : 26/05/2021

Student Reason for transfer : Change of Programme.

University Comments : Credit Redeemed for Sem II - BBA (Finance) programme

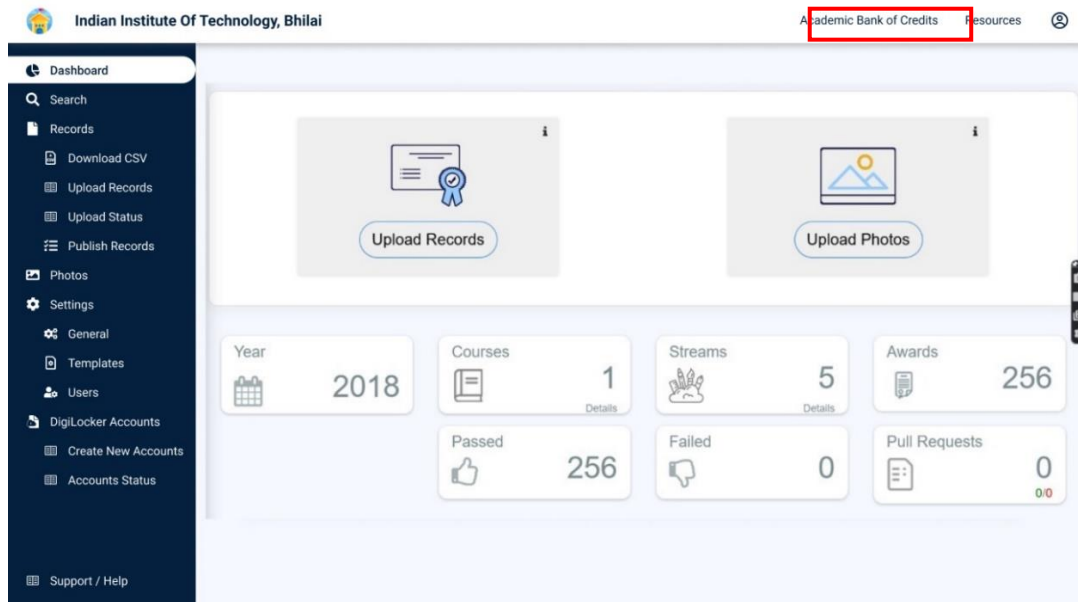
Credit Details

Total credits requested for transfer : 50

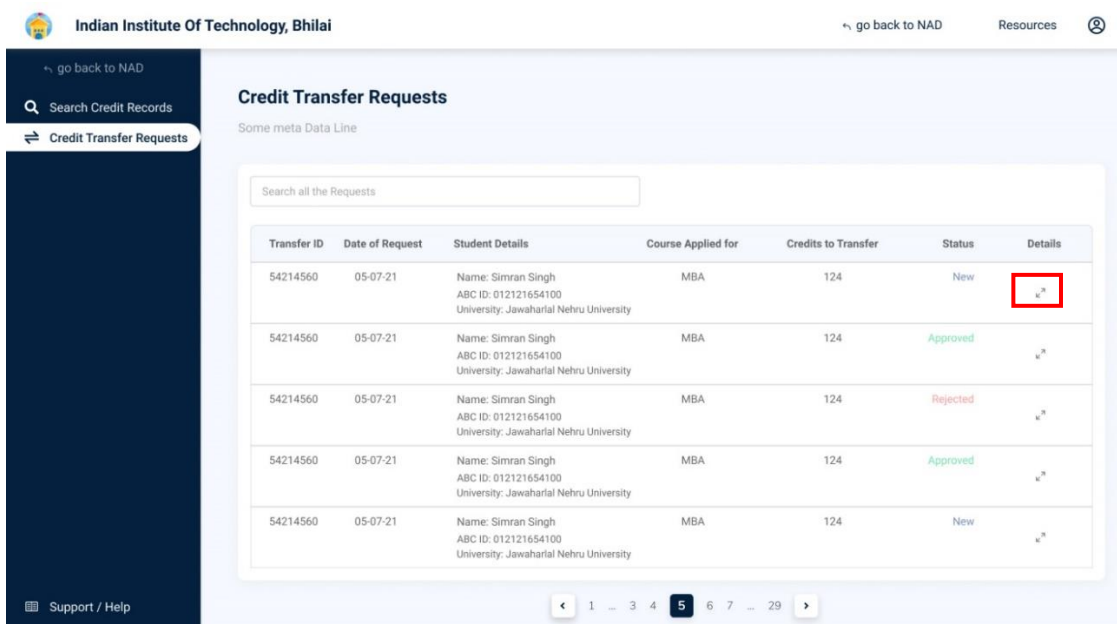
Awarded By	Course	Subject Name	Subject Code	Year	Credit
Jawaharlal Nehru University	BBA	Advance Physics	PH1L001	2015	06
Jawaharlal Nehru University	BBA	Introduction to Programing and Data Structures	CS1P001	2015	04
Jawaharlal Nehru University	BBA	Engineering Drawing and Graphics	CE1P001	2015	06


4. Institution Credit Flow

- Only ABC Institutions can process transfer requests. Registration of an Academic Institution will be done via DigiLocker NAD system.
- Academic Institutions → Click on “Academic Bank of Credits”



- All Credit Transfer Requests and their corresponding status will be shown on the dashboard



- Click  on expand icon to view individual student request



Indian Institute Of Technology, Bhilai

← go back to NAD
Resources

← go back to NAD

← Credit Transfer Requests

Support / Help

← Transfer ID : 54214560

Student Details

Name : Simran Singh Date of birth : 24/02/1998
 ABC ID : 01545456445 Gender : Female

Course Details

Course Name : MBA Stream Details : Finance

Credit Details

<input type="checkbox"/>	University	Subject	Subject Code	Year	Credit
<input type="checkbox"/>	Jawaharlal Nehru University	Advance Physics	PH1L001	2015	06
<input type="checkbox"/>	Jawaharlal Nehru University	Introduction to Programing and Data Structures	CS1P001	2015	04
<input type="checkbox"/>	Jawaharlal Nehru University	Engineering Drawing and Graphics	CE1P001	2015	06
<input type="checkbox"/>	Jawaharlal Nehru University	Mathematics – I	MA1L001	2015	08
<input type="checkbox"/>	Jawaharlal Nehru University	Introduction to Programing and Data Structures	013PHY10	2015	06

Reject Transfer Request

Accept Transfer request

- Institution will either approve/reject the transfer request.

Indian Institute Of Technology, Bhilai

← go back to NAD
Resources

← go back to NAD

← Credit Transfer Requests

Support / Help

← Transfer ID : 54214560

Student Details

Name : Simran Singh Date of birth : 24/02/1998
 ABC ID : 01545456445 Gender : Female

Course Details

Course Name : MBA Stream Details : Finance

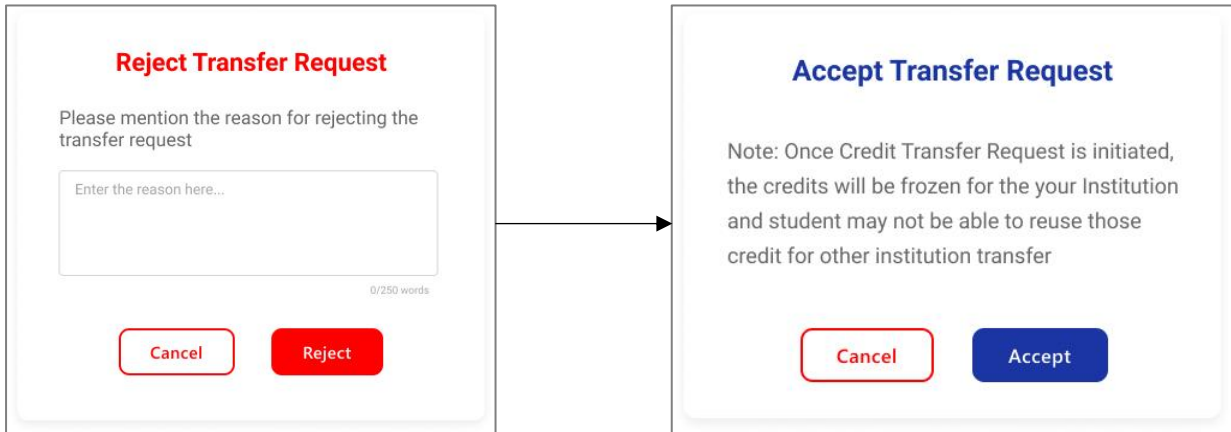
Credit Details

University	Subject	Subject Code	Year	Credit
Jawaharlal Nehru University	Advance Physics	PH1L001	2015	06
Jawaharlal Nehru University	Introduction to Programing and Data Structures	CS1P001	2015	04
Jawaharlal Nehru University	Engineering Drawing and Graphics	CE1P001	2015	06
Jawaharlal Nehru University	Mathematics – I	MA1L001	2015	08
Jawaharlal Nehru University	Introduction to Programing and Data Structures	013PHY10	2015	06
Jawaharlal Nehru University	Introduction to Programing and Data Structures	013PHY10	2015	06

Reject Transfer Request

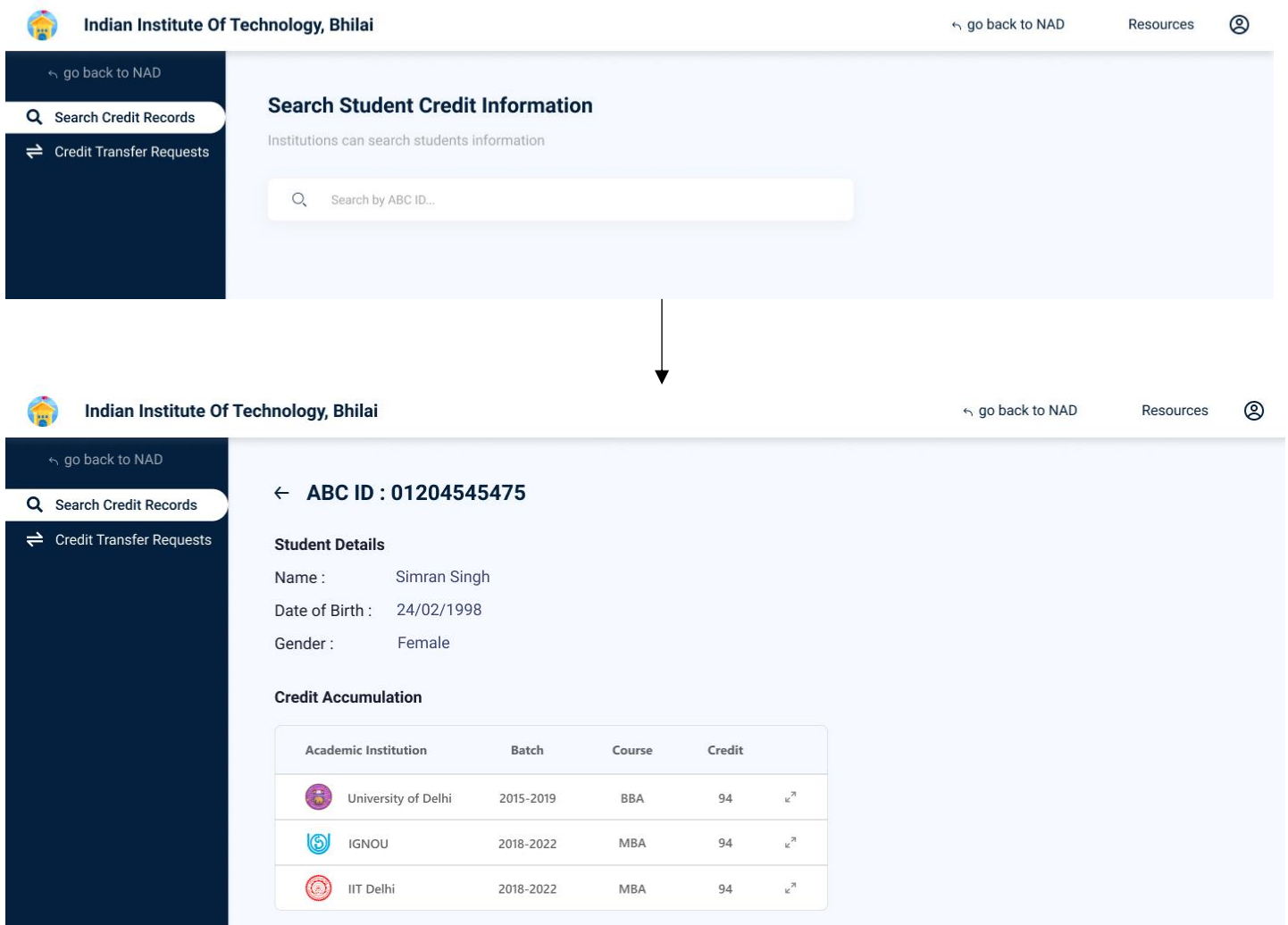
Accept Transfer request

- Academic Institutions will provide reason/remarks for acceptance/rejection.








5. Search Credit Records

- Academic Institutions can search for student credit records by using their ABC IDs.



The screenshot shows the 'Search Student Credit Information' interface. At the top, it displays 'Indian Institute Of Technology, Bhilai' and navigation links for 'go back to NAD' and 'Resources'. A sidebar on the left contains 'go back to NAD', 'Search Credit Records', and 'Credit Transfer Requests'. The main content area has the title 'Search Student Credit Information' and the instruction 'Institutions can search students information'. A search input field is labeled 'Search by ABC ID...'. An arrow points down to a second screenshot showing the search results for ABC ID: 01204545475. This second screenshot shows the same header and sidebar, but the main content area displays 'Student Details' for Simran Singh (DOB: 24/02/1998, Gender: Female) and a 'Credit Accumulation' table.

Academic Institution	Batch	Course	Credit
 University of Delhi	2015-2019	BBA	94 
 IGNOU	2018-2022	MBA	94 
 IIT Delhi	2018-2022	MBA	94 